












Facts & Figures 2021


KONYA | 2022


Facts & Figures 2021


Foundation Year (Date)	1950
Ratio of Women in the Board of Directors ((%)	100
Number of Employees (#)	204
Ratio of White Collar Employees in Number of Employees (%)	60/204=%29
Ratio of Women in White Collar Employees (%)	18/60=%30
The Ratio of Engineers in White Collar Employees (%)	20/60=%33
Average Working Time (Years)	9,93
Increase in Order Quantity (2020/2021) (%)	89%
Increase Rate in Total Sales Amount (2021/2022) (%)	40%
Sales Rates by Country (%)	<ul style="list-style-type: none">  Austria 41,57%  Germany 18,71%  Türkiye 12,77%  Netherlands 6,21%  France 4,98%  Sweden 3,48%  Pakistan 1,81%  Crotia 1,26%  Others 9,21%
Number of Cylinders Produced (#)	11679
Total Weight Produced (Ton)	1892
Fatal Occupational Accidents (#)	0
Occupational Disease (#)	0
Number of Trees Saved by Using Solar Energy (#)	4338




www.kayahan.com

 [kayahangroup](#)

 [Kayahan_hydraul](#)

 [Kayahan_hydraul](#)

 [kayahan-hydraulic-cylinder](#)